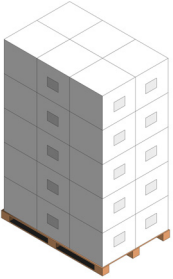
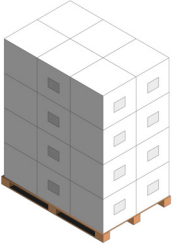
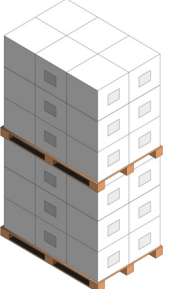
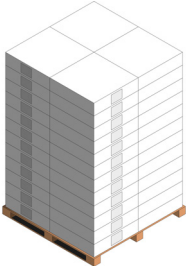
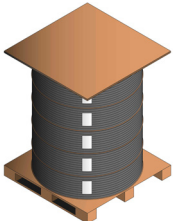

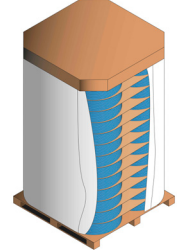



	Aufmachung	Kern	Palette Länge x Breite x Höhe
	<p>30 Kartons = 60 Spulen</p>	<p>200/190 oder 280/190</p>	<p>1310 x 870 x 2130 oder 1350 x 900 x 2130</p>
	<p>24 Kartons = 48 Spulen</p>	<p>200/190 oder 280/190</p>	<p>1310 x 870 x 1730 oder 1350 x 900 x 1730</p>
	<p>DUPLEX 2 x 18 Kartons = 72 Spulen nur für 5-6 mm Bänder</p>	<p>150/160</p>	<p>1200 x 800 x 2320</p>
	<p>48 Kartons = 48 Spulen</p>	<p>406/145</p>	<p>1200 x 1200 x 2000</p>
	<p>JUMBO 5 Spulen horizontal</p>	<p>406/185</p>	<p>795 x 795 x 1110</p>

	Aufmachung	Kern	Palette Länge x Breite x Höhe
	60 Spulen	200/190 oder 280/190	1450 x 960 x 2050 oder 1310 x 870 x 2050
	52 Spulen	406/145	1200 x 1200 x 2150 oder 1160 x 1160 x 2150
	EXPORT 52 Spulen	406/145	1160 x 1160 x 2150
	48 Spulen	406/145	1200 x 1200 x 2000 oder 1160 x 1160 x 2000
	40 Spulen	200/190	1200 x 1200 x 2050 oder 1160 x 1160 x 2050