

A large-scale construction site for a wind turbine. A tall, dark tower stands against a sky transitioning from blue to orange and yellow. A large lattice boom crane is positioned around the tower, with its arm extending across the frame. Several thick steel wire ropes are visible, some running vertically and others horizontally, likely used for lifting or stabilizing the tower sections.

CONSTRUCTION

High performance steel wire ropes



CONTENTS

Meet Teufelberger-Redaelli	4
Know your costs along the way	5
High-performance steel wire ropes	6
Technology - The basis of flawless performance	6
High-performance wire ropes at a glance	8
Rotation-resistant ropes	10
EVOLUTION TK27	10
EVOLUTION TK17	11
FLEXPACK [®]	12
EVOLUTION TK16	14
EVOLUTION TK18	15
FLEXPACK [®] P	16
Non-rotation-resistant ropes	18
EVOLUTION QS816V	18
EVOLUTION P9	20
PACK [®] 1P	21
PACK [®] 9P	22
Our service	25
Discard criteria	25
We leave nothing to chance	26
Service along the way	27
Steel wire rope end termination	28
soLITE [®]	30
About TEUFELBERGER	31

WARNING

Using these products may prove hazardous. Therefore, never use our products for purposes other than those they were designed for. Customers must ensure that all persons using these products are familiar with their correct use and the related necessary safety precautions. Please bear in mind that any of these products may inflict harm when used incorrectly or subjected to excessive loads.

SUPERFILL[®], PLASTFILL[®], DUOFILL[®], TEUFELBERGER[®], REDAELLI[®], FLEXPACK[®] and 拖飞宝[®] are internationally registered trademarks of TEUFELBERGER Group. Subject to technical changes and typesetting and printing errors.

Teufelberger-Redaelli:

Leading in High-Performance Steel Wire Ropes with Added Value

The essence of Teufelberger-Redaelli

We at Teufelberger-Redaelli understand your day-to-day challenges and solve them together with you. We develop and produce high performance steel wire ropes that create added value by enhancing the efficiency and safety of your applications. Expect more: of our innovative steel wire ropes, our services, our experienced experts in development, application engineering, and sales – all around the globe. Being a family enterprise, we attach great importance to successful, long-standing business relationships. Our commitment does not begin and end solely with the supply of premium quality steel wire ropes, but we also accompany you throughout your work processes when it comes to optimizing efficiency and costs.

Service and support prior to and after steel wire rope selection

We know that high-performance steel wire ropes are able to unleash their full potential only if crane systems have been set up optimally and if the ropes have been installed correctly. Therefore, we also provide support during project planning, installation, and subsequent careful handling to maximize rope lifetimes. For our structural cable systems we provide site installation and tensioning, inspection and maintenance. After all, the purchasing costs are just the tip of the iceberg.

Application-specific, field-proven expertise and product portfolio

At Teufelberger-Redaelli you don't need to worry about making the right choices, as we can handle that for you. Our specialists know what matters in connection with your application and are therefore able to provide you with a clear product recommendation. Every single application requires a specific, custom-tailored solution.

Rotation-resistant and non-rotation-resistant high-performance steel wire ropes from Teufelberger-Redaelli are used for a variety of applications such as:

- heavy-duty lifting applications in construction, cargo handling in harbors and on ships
- cranes in offshore and onshore oil & gas exploration
- mining
- ropeways for the transport of passengers and goods
- cable systems for the civil engineering tensile structures
- forestry cranes and winches
- personal protective equipment against falls from a height

Four manufacturing sites for steel wire ropes and a combined total of more than 425 years of rope-making experience tally up to a unique wealth of expertise and an unmatched and proven production standard. The resulting high degree of flexibility allows us to keep delivery times to a minimum.



GETTING THE BEST TOTAL COST OF OWNERSHIP

Customers from around the globe have, for many years and in various climatic conditions, relied on quality made by Teufelberger-Redaelli. Time and time again, we have modified and adapted the characteristics of our high-performance steel wire ropes in order to provide our customers with the best and most cost-effective solution.

Today's goods for lifting are heavier than ever. The lifting heights are getting higher, which poses a huge challenge not only for the cranes, but even more so for wire ropes. Teufelberger-Redaelli high-performance steel wire ropes support the cranes and deep foundation machines with maximum flexibility and best efficiency for smooth and long-term operation.

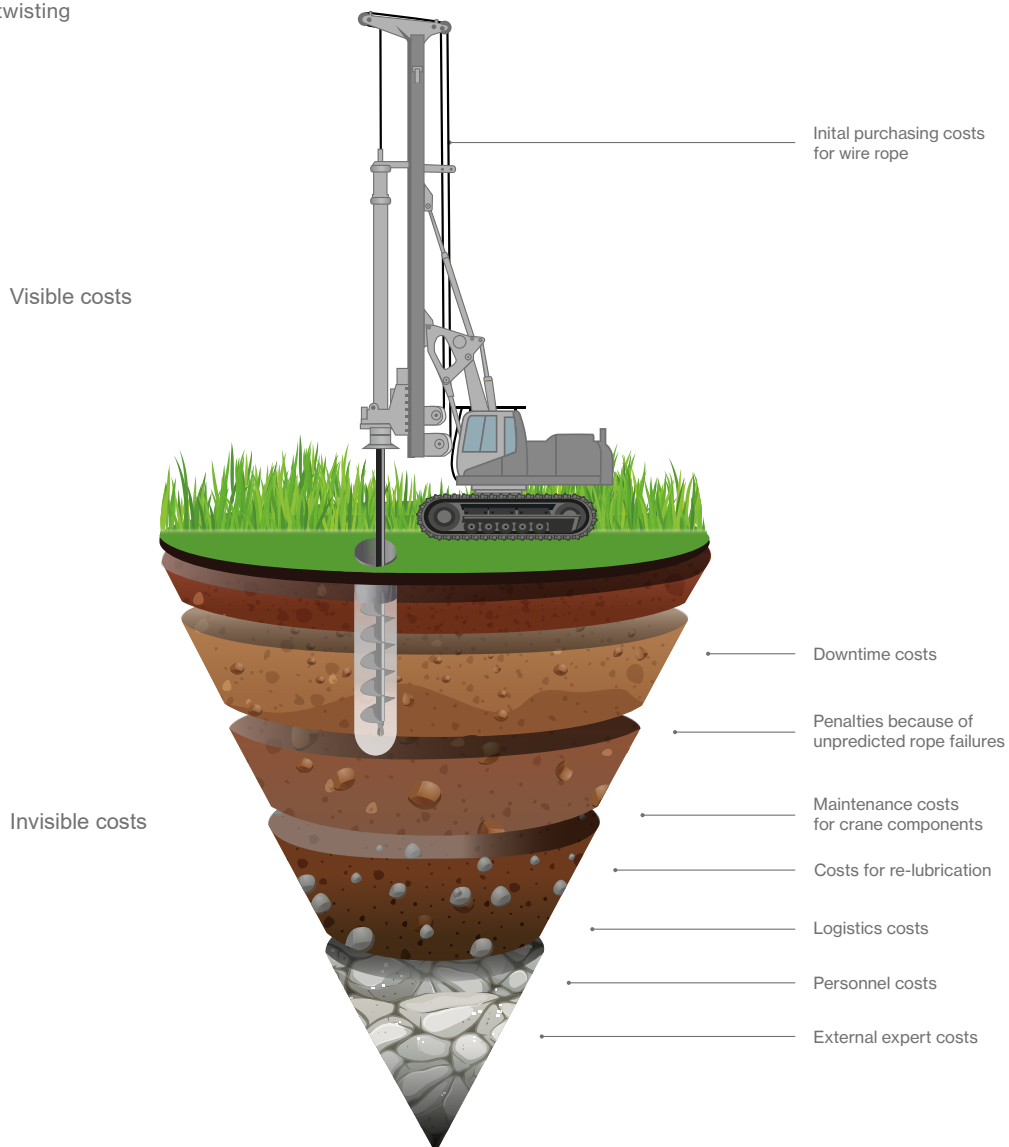
Using the right quality of wire ropes in operation saves money by reducing your operational costs. Any machine down-time increases inefficiency. Therefore the investment in a Teufelberger-Redaelli high-performance steel wire rope pays off. Every day!

What matters most?

- ✓ Higher efficiency
- ✓ Reduced costs
- ✓ High wear resistance
- ✓ High resistance to shock loads
- ✓ Robustness against twisting
- ✓ Fast availability
- ✓ Safety in use

Know your costs along the way

The initial purchasing costs for wire ropes are just the tip of the iceberg.



TECHNOLOGY - THE BASIS OF FLAWLESS PERFORMANCE

In manufacturing, research & development, as well as marketing & sales, Teufelberger-Redaelli focuses exclusively on high-quality special purpose steel wire ropes. Breakthrough technologies and top quality products form the basis for a long lasting, successful relationship. The following short summary gives you a glimpse of our in-depth knowledge and understanding of high performance wire ropes.

PLASTFILL® INSERT

The lubricated steel core is covered in a tight synthetic coat. This provides the following advantages:

- Long service life due to the permanent lubrication and the reduction of friction between the rope's core and its outer strands
- Resistance to compression and lateral pressure as well as to environmental influences and the ingress of dirt
- Higher breaking forces due to reduced surface pressures in the rope
- Reduced internal abrasion thanks to the exact positioning of strands with consistent clearances between them

SUPERFILL® COMPACTION TECHNOLOGY

Each rope strand is compacted by a special process, which significantly improves the rope's properties:

- Up to 30% greater breaking forces than non-compacted ropes
- Prolonged service life due to lower specific loading
- Less abrasion on the rope and on reels and drums due to the rope's smooth surface
- Resistance against crushing in multilayer operations

GALVANIZED WIRES

Our steel wires are galvanized before they are drawn in order to achieve high wire precision. This ensures optimal stability and service life. In combination with the PLASTFILL® technology, this galvanization ensures exceptional corrosion resistance.

ACTIVE CORE LUBRICATION


Special temperature-resistant grease with significantly improved lubrication properties:

- Higher resistance against corrosion of the core
- Improved service life due to optimal lubrication and the reduction of friction of the rope core

DUOFILL® COMPACTION TECHNOLOGY

DUOFILL® is a special double compaction technology, developed by Teufelberger-Redaelli. Each individual rope strand as well as the entire rope itself are compacted by a special manufacturing process in order to achieve the following advantages:

- Highest breaking strength due to maximum compaction
- Improved service life for multilayer applications with extreme line pulls due to the very smooth surface
- Advanced resistance against crushing due to high dimensional stability



Our references
convince!



Our high-performance steel wire ropes are worldwide in action.

Our technologies. Your benefit.

Long service life, flexibility, quality, perfect spooling, rotation resistance, breaking force, safe and reliable in use.

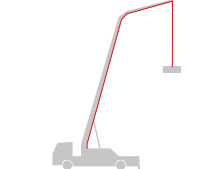



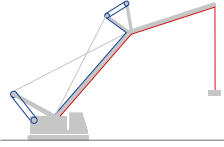
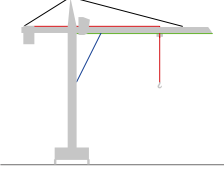
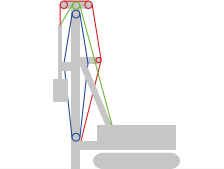
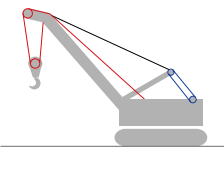
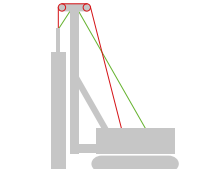
PLASTFILL®

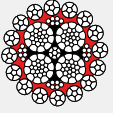
SUPERFILL®

DUOFILL®

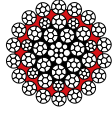


High-performance wire ropes at a glance

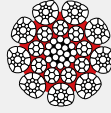
Crane type	Application	Ropes	EVOLUTION TK27	EVOLUTION TK17	FLEXPACK®
<p>All Terrain & Mobile Crane</p> 	<p>■ Hoist rope</p>	 EVOLUTION TK27	 EVOLUTION TK17	 FLEXPACK®	<p>X</p>
<p>Crawler Crane</p> 	<p>■ Hoist rope</p> <p>■ Boom hoist rope</p>	<p>X</p>	<p>X</p>	<p>X</p>	<p>X</p>
<p>Tower Crane</p> 	<p>■ Hoist rope</p> <p>■ Boom hoist rope</p> <p>■ Trolley rope</p>	<p>X</p>	<p>X</p>	<p>X</p>	<p>X</p>
<p>Rotary Drilling Rigs</p> 	<p>■ Kelly rope</p> <p>■ Auxiliary hoist rope</p> <p>■ Crowd rope</p>	<p>X</p>	<p>X</p>	<p>X</p>	<p>X</p>
<p>Duty Cycle Crawler</p> 	<p>■ Hoist rope</p> <p>■ Boom hoist rope</p>	<p>X</p>	<p>X</p>	<p>X</p>	<p>X</p>
<p>Piling Rigs</p> 	<p>■ Kelly rope</p> <p>■ Auxiliary hoist rope</p>	<p>X</p>	<p>X</p>	<p>X</p>	<p>X</p>




EVOLUTION TK16/TK18



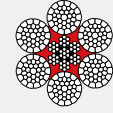
FLEXPACK® P




EVOLUTION P9



EVOLUTION QS816V



PACK® 1P



PACK® 9P

EVOLUTION TK16/TK18	FLEXPACK® P	EVOLUTION P9	EVOLUTION QS816V	PACK® 1P	PACK® 9P
		X	X	X	X
			X	X	X
X	X				
		X	X	X	X
X	X				
		X	X	X	X
X	X				

EVOLUTION TK27

The new high-end hoisting rope for extreme breaking forces at rope grade 1960. Its new rope construction incorporates all the required characteristics for using a hoisting rope in multilayer spooling and with extreme lifting heights.

UNBEATABLE BREAKING FORCE

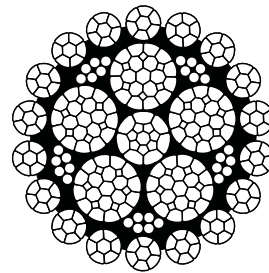
Specifications

- Lang lay, right or left lay
- 21-42 mm: 18xK7-IWRC(K), RCN 23-3

- ✓ Multilayer Spooling
- ✓ SUPERFILL®
- ✗ PLASTFILL

Benefits

- Reliability and safety during operation: unbeatable high breaking forces achieved through the innovative rope design featuring compacted strands and a compacted core
- Less abrasion: highest degree of compaction in the market
- Smooth, easy installation and reeving: due to high flexibility
- Extremely rotation-resistant even at enormous lifting heights: ensured by its balanced construction



Technical data

Construction	Nominal Ø		Weight		Minimum breaking forces at rope grade 1960	
	mm	inch	kg/m	lbs/ft	kN	lbf
18xK6-IWRC(K)	16	5/8	1.31	0.88	268	60,249
	18		1.66	1.12	339	76,210
	19	3/4	1.85	1.24	378	84,978
18xK7-IWRC(K)	21		2.26	1.52	462	103,862
	22	7/8	2.48	1.66	507	113,978
	23		2.71	1.82	554	124,544
	24		2.95	1.98	603	135,560
	25		3.21	2.15	654	147,025
	25.4	1	3.31	2.22	675	151,746
	26		3.47	2.33	708	159,165
	28		4.02	2.70	821	184,568
	28.57	1 1/8	4.19	2.81	854	191,987
	30		4.62	3.10	942	211,770
	32	1 1/4	5.25	3.52	1,072	240,995
	34		5.93	3.98	1,210	272,019
	36		6.65	4.46	1,357	305,066
	38	1 1/2	7.41	4.97	1,512	339,911
	40		8.21	5.51	1,675	376,555
42		9.05	6.07	1,812	407,354	

Other rope diameters are available on request.

EVOLUTION TK17


EVOLUTION TK17 features - due to its structure - optimum all-round characteristics combined with extremely high breaking forces. EVOLUTION TK17 was designed specifically for use in challenging multilayer spooling conditions, especially also for small drum diameters.

OUTSTANDING SPOOLING EFFICIENCY

Specifications

- Lang lay, right or left lay
- 10-30 mm: 16xK6-IWRC(K), RCN 23-1
- 32-34 mm: 16xK7-IWRC(K), RCN 23-2

- ✓ Multilayer Spooling
- ✓ SUPERFILL®
- ✗ PLASTFILL®



Benefits

- Outstanding spooling efficiency: because of extremely tight diameter tolerances
- Well-established in the market: OEM approved for years
- Ideal in multilayer operations: rope-construction provides excellent service life especially for small D/d ratios
- Flexibility and efficiency: ungalvanized wire material



Technical data

Construction	Nominal Ø		Weight		Minimum breaking forces at rope grade					
	mm	inch	kg/m	lbs/ft	1770		1960		2160	
					kN	lbf	kN	lbf	kN	lbf
	10		0.48	0.32	82	18,434	94	21,132	98	22,031
	11		0.61	0.41	100	22,481	111	24,954	118	26,527
	12		0.72	0.48	120	26,977	133	29,900	144	32,372
	13		0.86	0.58	141	31,698	156	35,070	170	38,218
	14	1/8	0.97	0.65	163	36,644	181	40,690	197	44,287
	15		1.11	0.75	188	42,264	208	46,760	226	50,807
	16	5/8	1.26	0.85	214	48,109	236	53,055	257	57,776
	17		1.42	0.95	241	54,179	267	60,024	290	65,195
	18		1.61	1.08	271	60,923	300	67,443	325	73,063
	19	3/4	1.78	1.20	302	67,892	334	75,086	362	81,381
	20		2.02	1.36	338	75,985	374	84,079	401	90,148
16xK6-IWRC(K)	21		2.23	1.50	373	83,854	413	92,846	444	99,815
	22	7/8	2.44	1.64	408	91,722	452	101,614	487	109,482
	23		2.62	1.76	445	100,040	493	110,831	533	119,823
	24		2.83	1.90	483	108,583	535	120,273	580	130,389
	25		3.11	2.09	524	117,800	580	130,389	624	140,281
	25.4	1	3.20	2.15	527	118,474	584	131,288	638	143,428
	26		3.34	2.24	567	127,467	627	140,955	675	151,746
	27		3.58	2.41	609	136,909	674	151,521	725	162,986
	28		3.89	2.61	655	147,250	725	162,986	780	175,351
	28.57	1 1/8	3.91	2.63	659	148,149	730	164,111	785	176,475
	29		4.14	2.78	701	157,591	777	174,677	835	187,715
	30		4.49	3.02	749	168,382	830	186,591	893	200,754
16xK7-IWRC(K)	32	1 1/4	4.98	3.35	852	191,537	944	212,220	1,016	228,406
	34		5.62	3.78	958	215,367	1,061	238,522	1,141	256,507

Other rope diameters are available on request.

FLEXPACK®

Winning the world record in 2017 for being the heaviest rope ever produced, the FLEXPACK® has to be considered the best 35 x 7 construction for your application.

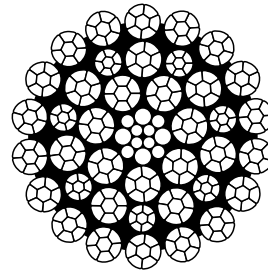

WORLDS BEST 35 X 7 WIRE ROPE

Specifications

- Ordinary lay, lang lay, right or left lay
- 12-13 mm: 27(W)xK7, RCN 23-2
- 14-40 mm: 34(W)xK7, RCN 23-2
- 41-46 mm: 39(W)xK7-WSC, RCN 23-3

Benefits

- High wear resistance: resulting from large wire diameter
- Reliable and safe in use: proven rope construction taken to absolute allround perfection
- One wire rope fits all: short-term availability for various applications
- Constant quality control: made in Europe



Technical data

Construction	Nominal Ø		Weight		Minimum breaking force at rope grade					
	mm	inch	kg/m	lbs/ft	1770		1960		2160	
					kN	lbf	kN	lbf	kN	lbf
27(W)xK7 15 outer strands	12		0.70	0.47	120	27,002	133	29,900	139	31,304
	12.7	1/2	0.79	0.53	135	30,244	149	33,490	156	35,062
	13		0.82	0.55	141	31,689	156	35,091	163	36,738
34(W)xK7 15 outer strands	14		0.98	0.66	166	37,365	184	41,376	193	43,355
	15		1.13	0.76	191	42,893	211	47,498	221	49,770
	15.88	5/8	1.26	0.85	214	48,043	237	53,201	248	55,746
	16		1.28	0.86	217	48,803	240	54,042	252	56,627
	17		1.45	0.97	245	55,094	271	61,008	284	63,927
	18		1.63	1.09	275	61,766	304	68,397	319	71,669
	19		1.81	1.22	306	68,820	339	76,207	355	79,853
	19.05	3/4	1.82	1.22	308	69,183	341	76,609	357	80,274
	20		2.01	1.35	339	76,255	376	84,440	394	88,480
	21		2.21	1.49	374	84,071	414	93,095	434	97,549
	22		2.43	1.63	410	92,268	454	102,173	476	107,061
	22.23	7/8	2.48	1.66	419	94,165	464	104,273	486	109,262
	23		2.65	1.78	449	100,847	497	111,672	521	117,015
	24		2.89	1.94	488	109,807	541	121,594	553	124,336
	25		3.13	2.11	530	119,148	587	131,938	600	134,913
	25.4	1	3.24	2.17	547	122,991	606	136,194	619	139,265
	26		3.39	2.28	573	128,870	635	142,704	649	145,922
27		3.66	2.46	618	138,974	685	153,892	700	157,362	
28		3.93	2.64	665	149,459	736	165,503	753	169,235	
28.58	1 1/8	4.10	2.75	692	155,661	767	172,370	784	176,257	
29		4.22	2.83	713	160,325	790	177,536	808	181,539	
30		4.51	3.03	763	171,573	845	189,990	864	194,275	



“FLEXPACK® has been awarded three times to the Guinness World Records for the heaviest rope manufactured. The last time in 2017 with a weight of 488.366 metric tonnes (1,076,662.73 lb).”

Davide Cologne - Head of Applications Technology

Technical data

Construction	Nominal Ø		Weight		Minimum breaking force at rope grade					
	mm	inch	kg/m	lbs/ft	1770		1960		2160	
					kN	lbf	kN	lbf	kN	lbf
34(W)xK7 15 outer strands	31		4.82	3.24	815	183,202	902	202,868		
	31.75	1 1/4	5.06	3.40	855	192,174	947	212,803		
	32		5.14	3.45	868	195,212	962	216,167		
	33		5.46	3.67	923	207,603	1,023	229,889		
	34		5.80	3.90	980	220,376	1,086	244,032		
	34.93	1 3/8	6.12	4.11	1,034	232,530	1,145	257,491		
	35		6.14	4.13	1,039	233,530	1,150	258,598		
	36		6.50	4.37	1,099	247,065	1,217	273,586		
	37		6.87	4.61	1,161	260,982	1,286	288,997		
	38		7.24	4.87	1,225	275,279	1,356	304,829		
	38.1	1 1/2	7.28	4.89	1,231	276,730	1,363	306,436		On special request.
	39		7.63	5.13	1,290	289,958	1,428	321,084		
	40		8.03	5.39	1,357	305,019	1,502	337,761		
39(W)xK7-WSC 18 outer strands	41		8.18	5.50	1,379	309,953	1,527	343,225		
	41.28	1 5/8	8.29	5.57	1,397	314,125	1,547	347,845		
	42		8.58	5.77	1,447	325,258	1,602	360,172		
	43		9.00	6.05	1,517	340,930	1,679	377,527		
	44		9.42	6.33	1,588	356,972	1,758	395,291		
	44.45	1 3/4	9.62	6.46	1,621	364,311	1,794	403,418		
	45		9.86	6.62	1,661	373,382	1,839	413,463		
46		10.30	6.92	1,736	390,161	1,922	432,043			

EVOLUTION TK16

A manufacturing process developed and refined down to the most minute detail transforms highest-quality raw materials into the EVOLUTION TK16. You will love this rope for its high flexibility and extreme durability.

EXTREME PROTECTION AGAINST EXTERNAL INFLUENCES

Specifications

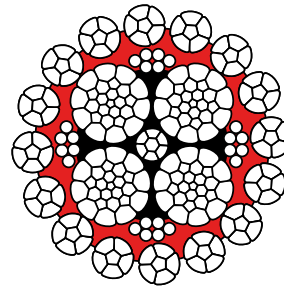
- Ordinary lay or lang lay, right or left lay
- 8-30 mm: 16xK6-EPIWRC(K), RCN 23-1
- 32-42 mm: 16xK7-EPIWRC(K), RCN 23-2

- ✓ Multilayer Spooling
- ✓ SUPERFILL®
- ✓ PLASTFILL®



Benefits

- Perfect discard recognition and reduced internal wire breakes: thanks to permanent lubrication
- Excellent winding behavior: auf Excellent spooling behavior
- Perfect protection against damages: independent plastified steel core



Technical data

Construction	Nominal Ø		Weight		Minimum breaking force at rope grade					
	mm	inch	kg/m	lbs/ft	1770		1960		2160	
					kN	lbf	kN	lbf	kN	lbf
16xK6- EPIWRC(K)	8	5/16	0.33	0.22	56	12,589	62	13,938	64	14,388
	9		0.40	0.27	71	15,961	79	17,760	81	18,210
	10		0.50	0.34	88	19,783	97	21,806	100	22,481
	11	7/16	0.61	0.41	106	23,830	117	26,303	121	27,202
	12		0.74	0.50	126	28,326	140	31,473	144	32,372
	12.70	1/2	0.83	0.56	142	31,923	157	35,295	162	36,419
	13		0.86	0.58	148	33,272	164	36,869	170	38,218
	14	9/16	1.01	0.68	172	38,667	190	42,714	197	44,287
	15		1.16	0.78	197	44,287	218	49,008	231	51,931
	16	5/8	1.28	0.86	224	50,357	250	56,202	263	59,125
	17		1.44	0.97	253	56,877	280	62,947	290	65,195
	18		1.64	1.10	284	63,846	314	70,590	333	74,861
	19	3/4	1.85	1.24	316	71,040	350	78,683	371	83,404
	20		2.08	1.40	350	78,683	388	87,226	401	90,148
	21		2.20	1.48	387	87,001	428	96,218	444	99,815
	22		2.49	1.67	424	95,319	469	105,435	487	109,482
	22.23	7/8	2.54	1.71	433	97,342	479	107,683	495	111,280
	23		2.72	1.83	463	104,087	513	115,327	530	119,149
	24		2.94	1.98	505	113,529	559	125,668	580	130,389
	25		3.15	2.12	546	122,746	605	136,009	639	143,653
	25.40	1	3.21	2.16	565	127,017	626	140,730	644	144,777
	26		3.44	2.31	592	133,087	656	147,475	675	151,746
	27		3.65	2.45	638	143,428	707	158,940	725	162,986
	28		4.05	2.72	686	154,219	760	170,855	780	175,351
	28.57	1 1/8	4.04	2.71	715	160,738	792	178,049	814	182,994
	29		4.27	2.87	737	165,684	816	183,444	835	187,715
	30		4.62	3.10	788	177,149	873	196,258	893	200,754

Technical data EVOLUTION TK16

Construction	Nominal Ø		Weight		Minimum breaking force at rope grade					
	mm	inch	kg/m	lbs/ft	1770		1960		2160	
					kN	lbf	kN	lbf	kN	lbf
16xK7- EPIWRC(K)	31,75	1 1/4	5.02	3.37	883	198,506	978	219,863	1,010	227,057
	32		5.10	3.43	897	201,654	993	223,235	1,035	232,677
	34		5.74	3.86	1,012	227,507	1,121	252,011	1,141	256,507
	35	1 3/8	6.08	4.09	1,073	241,220	1,188	267,073	1,210	272,019
	36		6.41	4.31	1,135	255,158	1,257	282,585	1,277	287,081
	38	1 1/2	7.19	4.83	1,236	277,864	1,369	307,763	1,472	330,919
	40		7.87	5.29	1,370	307,988	1,517	341,035	1,568	352,500
	42		8.83	5.93	1,510	339,462	1,672	375,881	1,729	388,695

EVOLUTION TK18


EVOLUTION TK18 is our high-performance rope for deep foundation equipment, mainly for brutally harsh conditions. This rope offers excellent dimensional stability, high resistance to corrosion, and ideal lubrication, especially due to its Active Core Lubrication in combination with a PLASTFILL® insert. EVOLUTION TK18 is your best choice.

HIGHEST CRUSHING RESISTANCE

Specifications

- Ordinary lay or lang lay, right or left lay
- 16xK17F-EPIWRC(K), RCN 27

- ✓ Multilayer Spooling
- ✓ SUPERFILL®
- ✓ PLASTFILL®



Benefits

- Equal distribution of tension: inner balanced core design
- Suitable for heavy loads: rope design starting from 44 mm
- Resistance against shock loads: due to PLASTFILL® technology and core design



Technical data

Construction	Nominal Ø		Weight		Minimum breaking forces at rope grade					
	mm	inch	kg/m	lbs/ft	1770		1960		2160	
					kN	lbf	kN	lbf	kN	lbf
16xK17F- EPIWRC(K)	44		9.31	6.26	1,607	361,268	1,779	399,935	On special request.	
	44.45	1 3/4	9.48	6.37	1,641	368,911	1,817	408,478		
	46		10.24	6.88	1,758	395,214	1,960	440,626		
	48		11.12	7.47	1,914	430,284	2,119	476,370		
	50		12.40	8.33	2,076	466,703	2,299	516,836		
	50.80	2	12.98	8.72	2,143	481,766	2,374	533,696		
	52		13.61	9.15	2,246	504,921	2,487	559,100		
	54	2 1/8	14.48	9.73	2,422	544,487	2,682	602,938		
56		15.28	10.27	2,605	585,627	2,884	648,349			

Other rope diameters are available on request.

FLEXPACK® P

Based on the world record rope & manufactured with an additional plastification the FLEXPACK® P is a 35 x 7 design with resistance against external influences.

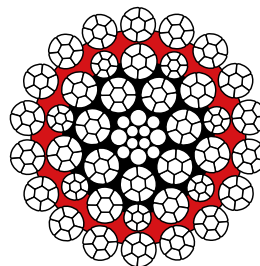
BEST PROTECTED 35 X 7 WIRE ROPE

Specifications

- Ordinary lay, lang lay, right or left lay
- 12-13 mm: 27(W)xK7, RCN 23-2
- 14-40 mm: 34(W)xK7, RCN 23-2
- 41-46 mm: 39(W)xK7-WSC, RCN 23-3


Benefits

- Trouble-free operation: due to the rope's very high resistance to vibrations
- Easy handling: PLASTFILL® technology makes the rope extremely resistant against high fleet angles
- High wear resistance: resulting from large wire diameter



Technical data

Construction	Nominal Ø		Weight		Minimum breaking force at rope grade					
	mm	inch	kg/m	lbs/ft	1770		1960		2160	
					kN	lbf	kN	lbf	kN	lbf
27(W)xK7 15 outer strands	12		0.70	0.47	120	27,002	133	29,900	139	31,304
	12.7	1/2	0.79	0.53	135	30,244	149	33,490	156	35,062
	13		0.82	0.55	141	31,689	156	35,091	163	36,738
34(W)xK7 15 outer strands	14		0.98	0.66	166	37,365	184	41,376	193	43,355
	15		1.13	0.76	191	42,893	211	47,498	221	49,770
	15.88	5/8	1.26	0.85	214	48,043	237	53,201	248	55,746
	16		1.28	0.86	217	48,803	240	54,042	252	56,627
	17		1.45	0.97	245	55,094	271	61,008	284	63,927
	18		1.63	1.09	275	61,766	304	68,397	319	71,669
	19		1.81	1.22	306	68,820	339	76,207	355	79,853
	19.05	3/4	1.82	1.22	308	69,183	341	76,609	357	80,274
	20		2.01	1.35	339	76,255	376	84,440	394	88,480
	21		2.21	1.49	374	84,071	414	93,095	434	97,549
	22		2.43	1.63	410	92,268	454	102,173	476	107,061
	22.23	7/8	2.48	1.66	419	94,165	464	104,273	486	109,262
	23		2.65	1.78	449	100,847	497	111,672	521	117,015
	24		2.89	1.94	488	109,807	541	121,594	553	124,336
	25		3.13	2.11	530	119,148	587	131,938	600	134,913
	25.4	1	3.24	2.17	547	122,991	606	136,194	619	139,265
	26		3.39	2.28	573	128,870	635	142,704	649	145,922
27		3.66	2.46	618	138,974	685	153,892	700	157,362	
28		3.93	2.64	665	149,459	736	165,503	753	169,235	
28.58	1 1/8	4.10	2.75	692	155,661	767	172,370	784	176,257	
29		4.22	2.83	713	160,325	790	177,536	808	181,539	
30		4.51	3.03	763	171,573	845	189,990	864	194,275	



© Bauer Group

Technical data

Construction	Nominal Ø		Weight		Minimum breaking force at rope grade					
	mm	inch	kg/m	lbs/ft	1770		1960		2160	
					kN	lbf	kN	lbf	kN	lbf
34(W)xK7 15 outer strands	31		4.82	3.24	815	183,202	902	202,868		
	31.75	1 1/4	5.06	3.40	855	192,174	947	212,803		
	32		5.14	3.45	868	195,212	962	216,167		
	33		5.46	3.67	923	207,603	1,023	229,889		
	34		5.80	3.90	980	220,376	1,086	244,032		
	34.93	1 3/8	6.12	4.11	1,034	232,530	1,145	257,491		
	35		6.14	4.13	1,039	233,530	1,150	258,598		
	36		6.50	4.37	1,099	247,065	1,217	273,586		
	37		6.87	4.61	1,161	260,982	1,286	288,997		
	38		7.24	4.87	1,225	275,279	1,356	304,829		
	38.1	1 1/2	7.28	4.89	1,231	276,730	1,363	306,436		On special request.
	39		7.63	5.13	1,290	289,958	1,428	321,084		
40		8.03	5.39	1,357	305,019	1,502	337,761			
39(W)xK7-WSC 18 outer strands	41		8.18	5.50	1,379	309,953	1,527	343,225		
	41.28	1 5/8	8.29	5.57	1,397	314,125	1,547	347,845		
	42		8.58	5.77	1,447	325,258	1,602	360,172		
	43		9.00	6.05	1,517	340,930	1,679	377,527		
	44		9.42	6.33	1,588	356,972	1,758	395,291		
	44.45	1 3/4	9.62	6.46	1,621	364,311	1,794	403,418		
	45		9.86	6.62	1,661	373,382	1,839	413,463		
46		10.30	6.92	1,736	390,161	1,922	432,043			

EVOLUTION QS816V

Extreme resistance to negative external influences distinguishes this rope from others. It features Teufelberger-Redaelli's proprietary SUPERFILL® compaction technology which ensures high breaking forces and maximum safety in use. Its compacted inner core and a PLASTFILL® insert give the rope high dimensional stability under lateral pressure. The EVOLUTION QS816V is the strongest 8-strand rope in the Teufelberger-Redaelli product portfolio.

ULTIMATE BREAKING FORCES

Specifications

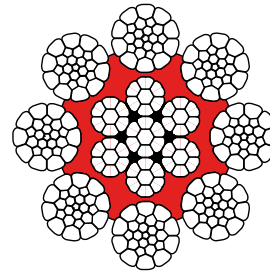
- Ordinary lay or lang lay, right or left lay
- 8xK26WS-EPIWRC(K), RCN 09
- Use without swivel
- Special construction of inner core

- ✓ Multilayer Spooling
- ✓ SUPERFILL®
- ✓ PLASTFILL®



Benefits

- Excellent spooling: enabled by tightest diameter tolerances also for complex reeving systems
- Reliability and safety during operation: high breaking forces and high safety factor
- Less abrasion: highest degree of SUPERFILL® compaction in the market
- Improved permanent lubrication: PLASTFILL® impregnation leads to less wear in the core



Technical data

Construction	Nominal Ø		Weight		Minimum breaking forces at rope grade					
	mm	inch	kg/m	lbs/ft	1770		1960		2160	
					kN	lbf	kN	lbf	kN	lbf
8xK26WS-EPIWRC(K)	10		0.47	0.32	83.4	18,749	92.4	20,772	100	22,481
	11	7/16	0.56	0.38	101	22,706	112	25,179	121	27,202
	12		0.68	0.46	120	26,977	133	29,900	144	32,372
	13		0.81	0.54	141	31,698	156	35,070	172	38,667
	14	7/16	0.93	0.62	163	36,644	181	40,690	198	44,512
	15		1.05	0.71	188	42,264	208	46,760	226	50,807
	16	5/8	1.21	0.81	214	48,109	236	53,055	256	57,551
	17		1.37	0.92	241	54,179	267	60,024	289	64,970
	18		1.55	1.04	270	60,698	299	67,218	324	72,838
	19	3/4	1.69	1.14	302	67,892	335	75,311	369	82,955
	20		1.86	1.25	334	75,086	369	82,955	402	90,373
	21		2.06	1.38	374	84,079	414	93,071	449	100,939
	22	7/8	2.34	1.57	408	91,722	451	101,389	497	111,730
	23		2.55	1.71	445	100,040	492	110,606	543	122,071
	24		2.75	1.85	480	107,908	532	119,598	577	129,715
	25	1	2.98	2.00	521	117,125	577	129,715	633	142,304
	26		3.23	2.17	564	126,792	624	140,281	678	152,420
	27		3.40	2.28	608	136,684	673	151,296	730	164,111
	28		3.76	2.53	656	147,475	726	163,211	800	179,847
	28.58	1 1/8	3.81	2.56	681	153,095	754	169,506	820	184,343
	29		3.92	2.63	701	157,591	777	174,677	847	190,413
	30		4.36	2.93	764	171,754	846	190,188	901	202,553
	32	1 1/4	4.93	3.31	864	194,235	957	215,142	1,042	234,251
	34		5.55	3.73	964	216,716	1,068	240,096	1,157	260,104
36		6.27	4.21	1,081	243,018	1,197	269,096	1,297	291,577	
38	1 1/2	6.99	4.70	1,222	274,717	1,354	304,391	1,445	324,849	
40		7.80	5.24	1,342	301,694	1,486	334,066	1,601	359,919	

Other rope diameters are available on request.



EVOLUTION P9

Highest resistance to crushing and deformation! EVOLUTION P9 – the high-performance boom hoist rope impresses with highest dimensional stability and breaking forces with maximum flexibility. The innovative 9-strand construction with the Teufelberger-Redaelli compaction technology DUOFILL® makes the difference.

EXTREME CRUSHING RESISTANCE

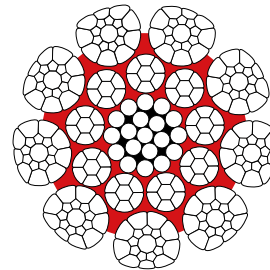
Specifications

- Ordinary lay, right or left lay
- K9xK19S-PWRC(K), RCN 05, ungalvanized
- Use without swivel

- ✓ Multilayer Spooling
- ✓ SUPERFILL®
- ✓ PLASTFILL®
- ✓ DUOFILL®

Benefits

- Highest crushing resistance: enabled by DUOFILL® compaction technology
- Perfect for multilayer spooling: 9-strand construction ensures round and smooth surface.
- Increased safety: DUOFILL® compaction leads to highest breaking forces.



Technical data

Construction	Nominal Ø		Weight		Minimum breaking forces at rope grade			
	mm	inch	kg/m	lbs/ft	1960		2160	
					kN	lbf	kN	lbf
K9xK19S-PWRC(K)	16	5/8	1.45	0.97	268	60,249	284	63,846
	18		1.84	1.24	339	76,210	359	80,706
	19	3/4	2.05	1.38	378	84,978	400	89,924
	20		2.11	1.42	419	94,195	443	99,590
	22		2.74	1.84	507	113,978	536	120,498
	22.22	7/8	2.80	1.88	517	116,226	547	122,970
	24		3.27	2.20	603	135,560	638	143,428
	25		3.54	2.38	654	147,025	693	155,793
	25.40	1	3.28	2.20	675	151,746	715	160,738
	26		3.83	2.57	708	159,165	749	168,382
	28		4.01	2.69	822	184,793	869	195,359
	28.57	1 1/8	4.12	2.77	854	191,987	905	203,452
	30		4.54	3.05	942	211,770	998	224,359
	31.75	1 1/4	5.01	3.37	1,055	237,173	1,117	251,112
	32		5.09	3.42	1,072	240,995	1,135	255,158

Other rope diameters are available on request.

PACK[®] 1P

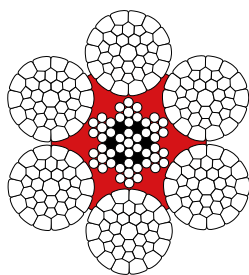
Flexibility, resistance to mechanical wear and high breaking force: these are the qualities a compacted 6-strand wire rope with plastified steel core must possess. This 6-strand rope with SUPERFILL[®] compaction technology and a PLASTFILL[®] insert combines all these characteristics for your smooth operation.

SIMPLY STRONG

Specifications

- Ordinary lay, right or left lay
- 16-23 mm: 6xK26WS-EPIWRC, RCN 06
- 24-40 mm: 6xK31WS-EPIWRC, RCN 08
- Use without rope swivel

- ✓ SUPERFILL[®]
- ✓ PLASTFILL[®]



Benefits

- Consistent product quality: state of the art manufacturing standard
- Reduced wear of sheaves and drums: due to internal and external lubrication
- Comparatively high breaking force: SUPERFILL[®] technology increases metallic cross section
- Reduced internal wear: PLASTFILL[®] technology protects steel core



Technical data

Construction	Nominal Ø		Weight		Minimum breaking forces at rope grade			
	mm	inch	kg/m	lbs/ft	1960		2160	
					kN	lbf	kN	lbf
6xK26WS- EPIWRC	16		1.18	0,79	192	43,203	213	47,840
	18		1.49	1.00	243	54,678	269	60,548
	19	¾	1.66	1.11	271	60,922	300	67,462
	20		1.84	1.23	300	67,504	333	74,750
	22		2.22	1.49	363	81,680	402	90,448
	22.23	7/8	2.27	1.52	371	83,359	411	92,307
6xK31WS- EPIWRC	24		2.68	1.80	432	97,206	479	107,641
	25.40	1	3.01	2.02	484	108,877	536	120,565
	26		3.15	2.12	507	114,082	562	126,328
	28		3.65	2.45	572	128,633	634	142,441
	28.58	1 1/8	3.81	2.56	596	133,970	660	148,351
	30		4.19	2.82	657	147,665	727	163,516
	31.75	1 1/4	4.70	3.16	736	165,395	815	183,150
	32		4.77	3.21	747	168,010	828	186,045
	34		5.39	3.62	844	189,668	934	210,028
	36		6.04	4.06	946	212,638	1,047	235,464
	38	1 1/2	6.73	4.52	1,054	236,921	1,167	262,353
	40		7.46	5.01	1,168	262,516	1,293	290,696

PACK[®] 9P

The 9-strand design with its plastification & compactation ensures highest resistance against wear. The rope has proven its outstanding performance as a crowd rope on pilling rigs under harshest conditions.

MIGHTY STRONG ALLROUNDER


Specifications

- Ordinary or lang lay, right or left lay
- 9xK19S-EPIWRC(K), RCN 05
- Use without rope swivel

- ✓ SUPERFILL[®]
- ✓ PLASTFILL[®]

Benefits

- Excellent wear resistance: enabled by 9-strand construction
- Good fleet angle resistance: due to PLASTFILL[®] technology
- Outstanding bending cycles: flexible rope design
- Less abrasion: supported by the rope's smooth surface



Technical data

Construction	Nominal Ø		Weight		Minimum breaking force at rope grade			
	mm	inch	kg/m	lbs/ft	1960		2160	
					kN	lbf	kN	lbf
9xK19S- EPIWRC(K)	8		0.31	0.21	58	13,112	63	14,230
	9		0.40	0.27	74	16,595	80	18,010
	9.53	3/8	0.45	0.30	83	18,587	90	20,172
	10		0.49	0.33	91	20,487	99	22,234
	11		0.59	0.40	110	24,789	120	26,904
	12		0.71	0.47	131	29,501	142	32,018
	12.7	1/2	0.79	0.53	147	33,044	160	35,862
	13		0.83	0.56	154	34,623	167	37,576
	14		0.96	0.65	179	40,155	194	43,579
	15		1.10	0.74	205	46,096	223	50,027
	15.88	5/8	1.24	0.83	230	51,631	249	56,034
	16		1.26	0.84	233	52,447	253	56,920
	17		1.42	0.95	263	59,208	286	64,257
	18		1.59	1.07	295	66,378	320	72,040
	19		1.77	1.19	329	73,959	357	80,266
	19.05	3/4	1.78	1.20	331	74,348	359	80,689
	20		1.96	1.32	365	81,949	387	86,955
	21		2.16	1.45	402	90,348	426	95,867
	22		2.38	1.60	441	99,158	468	105,215
	22.23	7/8	2.42	1.63	450	101,196	478	107,378
	23		2.60	1.74	482	108,377	512	114,997
	24		2.83	1.90	525	118,006	557	125,214



Technical data

Construction	Nominal Ø		Weight		Minimum breaking force at rope grade			
	mm	inch	kg/m	lbs/ft	1960		2160	
					kN	lbf	kN	lbf
9xK19S- EPIWRC(K)	25		3.07	2.06	570	128,045	604	135,866
	25.4	1	3.17	2.13	588	132,175	624	140,249
	26		3.32	2.23	616	138,493	654	146,953
	27		3.58	2.40	664	149,351	705	158,475
	28		3.85	2.59	714	160,619	758	170,431
	28.58	1 1/8	4.01	2.69	744	167,284	790	177,503
	29		4.13	2.77	766	172,297		
	30		4.42	2.97	820	184,384		
	31		4.72	3.17	876	196,881		
	31.75	1 1/4	4.95	3.32	919	206,523		
	32		5.03	3.38	933	209,788		
	33		5.34	3.59	992	223,105		
	34		5.67	3.81	1,053	236,831		
	34.93	1 3/8	5.99	4.02	1,112	249,893		
	35		6.01	4.04	1,116	250,967		
	36		6.36	4.27	1,181	265,513		
	37		6.72	4.52	1,248	280,469		
	38		7.09	4.76	1,316	295,834		
	38.1	1 1/2	7.12	4.79	1,323	297,393		
	39		7.47	5.02	1,386	311,609		
40		7.85	5.28	1,458	327,794			

On special request.



DISCARD CRITERIA

The discard criteria for special steel wire ropes of Teufelberger-Redaelli are defined according to:

- ISO 4309
- API 2D FIFTH EDITION

This includes: reduction of rope diameter, corrosion, and wire breaks. For assessing the discard condition based on wire breaks, the rope category number (RCN) is used. For special steel wire ropes of Teufelberger-Redaelli, this number is listed in the following tables.

Type of design	Diameter range mm	RCN*	n**
EVOLUTION TK27	16 - 42	23-3	126
EVOLUTION TK17	10 - 30	23-1	96
	32 - 34	23-2	112
FLEXPACK® & FLEXPACK® P	12 - 40	23-2	105
	41 - 46	23-3	126
EVOLUTION TK16	8 - 30	23-1	96
	31 - 42	23-2	112
EVOLUTION TK18	44 - 56	27	272
EVOLUTION QS816V	10 - 40	09	208
EVOLUTION P9	16 - 32	05	171
PACK® 1P	16 - 23	06	156
	24 - 40	08	186
PACK® 9P	8 - 40	05	171

* RCN = Rope Category Number, **n = Total number of load-bearing wires in the outer layer of strands in the rope

DETERMINING THE RIGHT POINT OF DISCARD WITH THE SIDIS APP

SIDIS (Simply DIScard) provides assistance in determining the current condition of a crane rope and calculates the level of wear according to the discard criteria stipulated in ISO 4309. This makes the app an ideal tool for inspectors, maintenance managers and all those who inspect steel wire ropes for companies.

Save time and costs with a quick and comfortable crane rope inspection:

- Quick entry of the required rope data
- Convenient inspection of all crane rope types by means of stored RCN numbers – Teufelberger-Redaelli steel wire ropes can be added easily via a selection list
- Easy determination of the point of discard by means of traffic light system
- Support of your controlling department through rope-related evaluations
- Processing of rope evaluations by exporting the data as PDF or sending them by e-mail

Download it for free now!



WE LEAVE NOTHING TO CHANCE

People's safety - and sometimes even their lives - depend on the reliability of steel wire ropes. For the selection of a high performance steel wire rope, reliable specifications such as breaking force, discard criteria, but also rotating characteristics, service life, and spooling characteristics are key for multilayer spooling use. Each parameter has a direct impact on the total operating costs.

If you notice certain behavior of a rope when using it on site, it will be too late. Therefore, we at Teufelberger-Redaelli consider all conceivable aspects such as design, ambient temperatures, reeving systems, as well as specific applications right from the start when developing a rope. Using one-of-a-kind and state-of-the-art systems for testing and analyzing allows us to thoroughly examine every detail of the rope. This is how we develop premium high performance steel wire ropes excelling in each specific application.

- ✓ Precise planning: CAD
- ✓ Service life under scrutiny: bending fatigue testing machines
- ✓ Turning the inside out: the MRT-method (Magnetic Rope Testing)
- ✓ Precision with a big impact: electronic measuring equipment for efficiency testing
- ✓ Determining breaking forces and analyzing torsional behavior: tensile testing machines

Rope end terminations subjected to endurance testing: dynamic fatigue tests and tensile testing machines

By means of dynamic fatigue tests and tensile testing machines, we analyze the influence of rope end terminations on the breaking forces of our high-performance steel wire ropes. Our unique technical equipment allows us to carry out tests up to 3000 kN. Only suitable and correctly mounted rope end terminations make a rope complete. The information obtained ensures that the different rope types manufactured by Teufelberger-Redaelli work safely and reliably in combination with the right termination.

Excelling through partnerships

Intensive partnerships with a sizable number of key users are clear examples of our focus on our customers' needs. And our long-standing cooperation with universities and research institutions ensures the lively exchange of ideas toward the development of new and existing products.



SERVICES ALONG THE WAY - WE GLADLY SHARE OUR EXPERTISE

The quality of the right solution is usually not only driven by the technical features of the high-performance wire rope itself, but also by the services that come with it. Teufelberger-Redaelli supports you right from the beginning when you are looking for the perfect solution by providing calculations and technical advice to make sure that the rope fits your entire crane system.

Teufelberger-Redaelli's network of experts provides you with competent support. We share our expertise during installation, as well as when maintenance work is necessary.

We are your competent service partner and will provide you help and answers within 24 hours: +43 (0) 7242 615 1388 or apptec.wr@teufelberger.com

On and off-field training

Your everyday challenge is to ensure the smooth performance of your equipment at predictable costs. A combined experience of 425 years in the manufacture, installation and inspection of ropes has made Teufelberger-Redaelli what it is today - the best in rope handling.

In concise, yet comprehensive training, our experienced field engineers will share their expertise with you. Training sessions are vivid lessons offering theoretical and practical knowledge. The skills you can develop in this training include:

- Understand rope types and constructions to make the right choice
- Profound knowledge about installing ropes properly
- Know when the rope has to be discarded according to ISO 4309
- Know how to store the rope appropriately
- Improve your rope handling experience through practical lessons
- Socketing training
- Key insights into multilayer spooling
- Troubleshooting according to your needs

Become a certified rope specialist



THE RIGHT END TERMINATION

A true high-quality rope must always include the right end termination. Teufelberger-Redaelli offers a large range of standard end terminations made in casting or swaging processes according to EN 13411. Apart from conventional terminations, our assembling departments are also equipped to process crane specific terminations.

Teufelberger-Redaelli Pull-Eye

The first reeving aid with a guaranteed WLL (Working Load Limit) for Teufelberger-Redaelli steel wire ropes. A large number of crane ropes are provided with a so-called "reeving aid" at their outer end in order to facilitate their installation on the winch drum of the crane or deep foundation machines. In most cases, these end terminations are welded, swaged, or otherwise fitted to the rope. Typically, rope end terminations, such as Becket Loops, Becket Eyes, welded chain links, pulling sleeves and the like, will also include a thinner pulling rope. It should be clearly understood that the use of these end terminations introduces a risk of damage or personal injury if not properly controlled and fitted to the wire rope in a competent manner.

The Teufelberger-Redaelli Pull-Eye helps: Teufelberger-Redaelli is one of the first rope manufacturers providing the weld-connected pull-eye corresponding to the requirements of ISO 16841 with guaranteed WLL (working load limit). Each rope end fitted with the Teufelberger-Redaelli Pull-Eye is provided with a safety tag in the form of a pictogram indicating the WLL. This ensures that the person who installs the rope will know for sure what the applicable maximum load is.

WLL Teufelberger-Redaelli Pull-Eye

Nominal Size	Rope Ø [mm]	WLL [t]
5	15 - 19	0.35
6	20 - 24	0.5
7	25 - 27	0.75
8	28 - 35	1
10	36 - 45	1.5
13	46 - 56	2.5
16	57	5



"All common end terminations can be processed at Teufelberger-Redaelli after consultation and after technical testing in accordance with the guidelines of DIN ISO 13411. Ongoing internal quality checks contribute to consistently high-quality processing."

Michael Nowicki - Field Engineer R&D of steel wire ropes



Customized
end terminations

soLITE® - THE INNOVATION FOR LIFTING APPLICATIONS

TEUFELBERGER, the mother company of Teufelberger-Redaelli, is the only rope specialist worldwide that is leading in both the wire rope and the fiber rope world. In a joint effort spanning several years, TEUFELBERGER and Liebherr, one of the world's leading crane manufacturers, developed soLITE®, a ground breaking, innovative high-strength fiber rope for challenging lifting applications, especially for use on tower, mobile, and crawler cranes.

Patented soLITE® construction

soLITE® is a fiber rope featuring a unique, innovative, and patented fiber-rope based steel wire rope construction. We designed soLITE® by using the best, extremely lightweight, high-strength synthetic fiber. The impressive result is a combination of the advantages of a high-performance steel wire rope with those of a high-strength fiber rope.

soLITE® sets standards in determining point of discard for fiber ropes

While the point of discard for steel wire ropes can be determined reliably based on the number of broken wires, damage symptoms, or corrosion, this has so far not been possible for fiber ropes. For soLITE®, the point of discard can be determined redundantly through the defined wear of cover and a bending cycle counter on the crane.

In effect since 2017, the FEM 5.024 standard defines guidelines, particularly regarding the point of discard for the safe use of high-performance fiber ropes on cranes. At the time when the point of discard has been reached, soLITE®, thanks to its construction, still has 100% of its breaking load. This makes soLITE® even safer than a steel wire rope.

soLITE® convinces in the wire rope world

High-performance steel wire ropes are undoubtedly a good solution for many use scenarios. In particular, soLITE® offers you unbeatable advantages for many challenging lifting applications such as on tower, mobile, or crawler cranes.

- ✓ 80% lower rope weight. Hence, lighter hook block and thus 10% greater loading capacity than with steel wire rope
- ✓ Environmentally friendly – no lubricants
- ✓ No wear on crane components such as sheaves and drums
- ✓ Many times longer rope lifetime
- ✓ Higher crane availability
- ✓ Easy detection of point of discard
- ✓ Great ease of handling

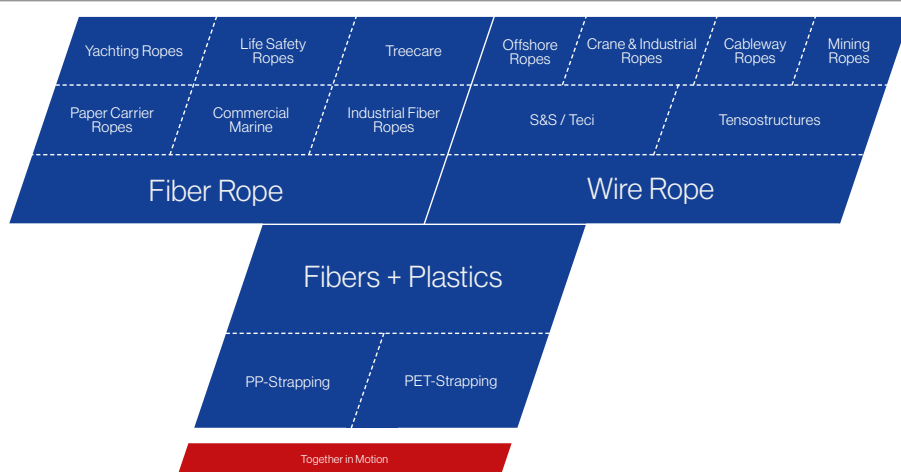


TEUFELBERGER-REDAELLI IS PART OF SOMETHING BIGGER

What started back in 1790 as a simple shop making hemp ropes has since evolved into a globally successful group of enterprises specializing in the development and production of fiber and steel wire ropes as well as strapping.

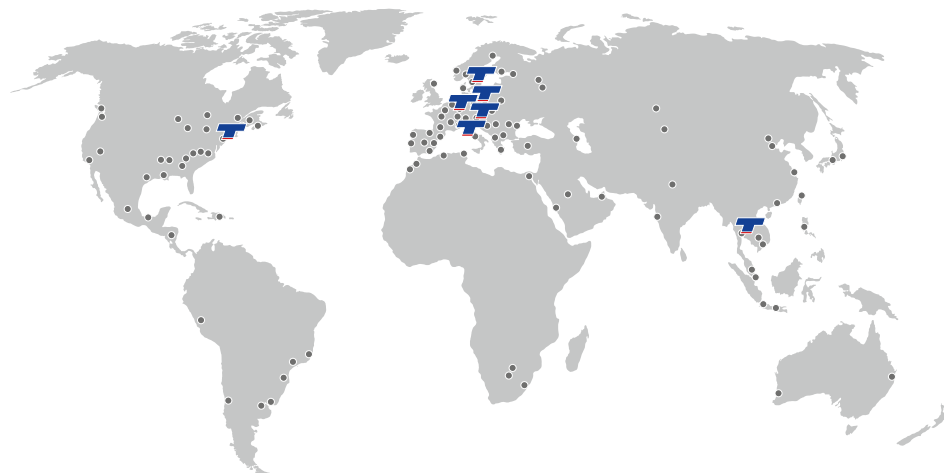
Great diversity

TEUFELBERGER's products and services are destined for a wide variety of applications ranging from cranes and marine applications to packaging and through to personal protection. The continuity and stability of a family enterprise makes us a reliable partner who, competently and effectively, supports you in mastering your day-to-day challenges.



Global presence ensures customer proximity

Manufacturing operations in various countries allow us to meet local quality and certification standards as well as customer requirements without difficulty. From our sites in Austria, the Czech Republic, the U.S., Italy, Sweden, and Thailand, and backed by a close-knit global network of distribution partners, we continue to satisfy the expectations of our customers.



Innovative solutions through synergies

TEUFELBERGER is a leading specialist for fiber and steel wire ropes as well as strapping. The spectrum of technologies in TEUFELBERGER's portfolio generates various synergies between the extrusion of thermoplastics, the braiding of high performance fibers, and the processing of wires into ropes and strapping.

Especially fiber and steel wire products have brought about valuable synergies with regard to both application and manufacturing technologies, which have benefited our customers tremendously. This makes TEUFELBERGER your ideal partner right from the project planning phase.

5% of TEUFELBERGER's employees are active in research and development and make sure that our customers have access to the latest innovative rope technologies. 10% of the entire investment volume is committed to development and quality assurance.



REDAELLI TECNA SPA

Via Alessandro Volta, 16
20093 Cologno Monzese (MI), Italy
Telephone: +39 0225307381
wireropes@redaelli.com

TEUFELBERGER Seil Ges.m.b.H.

Böhmerwaldstraße 20
4600 Wels, Austria
Telephone: +43 (0) 7242 615-0
Fax: +43 (0) 7242 605-01
wirerope@teufelberger.com

www.teufelberger-redaelli.com